

# DDigital Collection



# WE DO DIGITAL

3shape

Carestream  
DENTAL

ivoclar  
vivadent

vatech

ETEC

DÜRR  
DENTAL

ACTEON

DGSHAPE  
A Roland Company



# The future is DIGITAL

Dental technology continues to evolve, with Computer Aided Design and Computer Aided Manufacture (CAD/CAM) offering ever improving patient care with digital, super consistent, repeatable results. The use of cutting-edge technology can help set your practice apart from the competition.



## Where should you start?

If you're a dentist, dental laboratory, dental therapist, dental hygienist or dental technician ready to join the digital dentistry revolution – you've come to the right place.



## What's Inside?



2D Imaging

5



3D Imaging

7



Phosphor Plate Scanning

13



X-Ray Sensors

17



Intraoral Cameras

21



Intraoral Scanning  
*TRIOS*

25



Intraoral Scanning  
*Carestream Dental*

31



Lab Scanners

33



3D Printing

39



Milling Machines  
*DG Shape*

45



Milling Machines  
*Ivoclar Vivadent*

53



Furnaces

61



# 2D Imaging



## CS8100 2D



**BEST SELLER**

### QWC250 | Carestream Dental CS8100 Digital Panoramic EVO

The CS 8100 is a sleek and simple panoramic unit that's ideal for everyday use. Blending advanced, sophisticated technology in an extremely simple and compact system, the CS 8100 makes positioning easier, image acquisition faster, and higher image quality more accessible. Simply put, it's exactly what you need to streamline your workflow, improve usability, and make more accurate, real-time diagnoses that ever.

The CS 8100 family has already received more than 15 international prizes, recognising this best-selling unit for its user-friendly and compact design.



### QWC312 | Carestream Dental CS 8100 SC 2D

The CS 8100 is a sleek and simple panoramic unit that's ideal for everyday use. Blending advanced, sophisticated technology in an extremely simple and compact system, the CS 8100 makes positioning easier, image acquisition faster, and higher image quality more accessible. Simply put, it's exactly what you need to streamline your workflow, improve usability, and make more accurate, real-time diagnoses that ever.



### QWE005 | Vatech PaX-i Digital Panoramic System

PaX-i provides the most precise and high quality panoramic image by innovative imaging process and accumulated experience in dental imaging from VATECH. It always enables you to perform an accurate diagnosis with great satisfaction from patients in your clinic.



### QWV305 | Vatech PaX-i OPG with Ceph

Superior Image Quality  
 • Optimal image for accurate diagnosis • Two Built-in Sensors • Specialized sensors for Pano & Ceph • Streamlined workflow and prolonged lifespan of sensors • Modern and Compact Design • Raise design value of your clinic • Save installation space in your clinic.



# 3D CBCT Imaging



## QWC320 | Carestream Dental CS 8200 3D Neo

**The CS 8100SC is an ideal solution - Expand Your Vision. Expand Your Practice.** A proven and versatile CBCT system featuring an extended field of view that is ideal for practices who want to expand their treatment capabilities. Powered by our premium imaging technologies and software, the CS 8200 3D delivers superb image quality in all modalities and helps differentiate your practice by offering more in-office services.

### Benefits at a glance

- Versatile 2D/3D system ideal for expanding treatment capabilities
- Extended field of view—up to 12 cm x 10 cm—best for full arch scans
- Outstanding 2D/3D images thanks to the latest premium technology
- High-resolution 3D images with limited artifacts and noise
- State-of-the-art 2D/3D software for easy image review
- Integrated solutions streamline workflow and help keeping patient in-house


### Extended field of view

The CS 8200 3D features an extended field of view perfectly suited for scanning a full arch in a single scan. 12cm x 5cm and 12cm x 10cm volumes are ideal for any cases involving entire dentition and for capturing third molar teeth and their adjacent anatomy.




## QWC300 | Carestream Dental Carestream CS 8100 3D CBCT

The CS 8100 3D puts the advantages of 2D and 3D imaging in the reach of the general practitioner, periodontist, endodontist and other specialists of practices large and small. Every single feature has been revamped and redefined to remove the obstacles of moving to 2D/3D imaging, making it more powerful, user-friendly and affordable.



## QWC310 | Carestream Dental CS 8100SC 3D Complete System

An ideal solution for orthodontists, general practices that perform orthodontic procedures, and multi-specialty practices. The CS 8100SC 3D combines Carestream's award-winning panoramic imaging, the fastest scanning cephalometric of the market, and the powerful 3D modality with its flexible Field Of View (FOV), all delivered within one of the smallest footprints on the market.



## QWC319 | Carestream Dental CS 8200 3D Neo with Scan Ceph

CS 8200 3D Neo with additional Ceph.

# CS9600

QWC330 | Carestream Dental  
**CS9600**

**The 5-in-1 CBCT scanner with extraordinary precision.**

Smarter and better than ever. With its new Scan Ceph module and other innovations, the world's most intelligent CBCT system is now even smarter and more versatile than ever. The CS 9600 redefines quality and usability, making it the perfect imaging system for dental professionals and specialists who want a new level of precision.

#### Benefits at a glance

- Scalable, 5-in-1 scanner designed to grow with your practice
- Smart innovations drive precision at every exam
- AI-powered positioning helps getting consistent results effortlessly
- Crystal-clear images with limited artifacts and noise
- Broadest range of volume sizes with up to 14 FOV



VATECH

# PaX-i

QWE035 | VaTech  
**PaX-i 3D Smart**



One scan with the Smart gives you not just a CT image but also an Auto Pano image. This means, patients who require both images do not need to undergo two X-ray scans. Also CT and Auto Pano images are displayed within the OneViewer feature.



# Green X

QWE030 | VaTech  
**Green X**



Green X is an advanced 4-in-1 digital X-ray imaging system that incorporates PANO, CEPH (Optional), CBCT and MODEL Scan. It provides high quality images with lower radiation by combining imaging processing and accumulated experience in dental imaging from VATECH. This will improve your diagnostic accuracy with increased treatment planning and patient satisfaction.



COMING  
SOON



## Radiation Protection Consultancy Contract

We will help your practice demonstrate its commitment to meeting the requirements of current legislation and providing adequate protection from ionising radiation for employees, patients and other persons. We have developed an online radiation protection file that is easy to use and, once completed, is stored securely within your own member's area. You can also print all areas of the file, which DD advise you to do.

Visit [ddgroup.com/services/radiation-protection-consultancy/](http://ddgroup.com/services/radiation-protection-consultancy/) to learn more information.

Call us on **01376 391 100** | Monday to Friday: **8.30am - 5.30pm**



### WE CAN HELP YOU

Dental services where radiography is undertaken must comply with a dizzying set of rules and regulations and if you're not complying with them to the letter, it can open up your business to a world of risk.

At DD, we specialise in helping you through the burden of regulation and compliance, giving you peace of mind to deliver your dental services as normal. How? Simple...!

We offer a radiation protection consultancy, which includes the appointment of a Radiation Protection Adviser (RPA) and a Medical Physics Expert (MPE), and access to an online radiation protection file.

Our easy-to-use online system is ideal for making sure you meet the regulatory requirements, all stored in your very own Radiation Protection File. And if you prefer a hard copy, you can print any and all areas of the file.

We are ready to assist you and your team, working together to solve your compliance queries.


### RADIATION PROTECTION TRAINING OPTIONS

Ready to assist you in solving your compliance challenges. DD's compliance consultants can support your practice in-house or remotely.

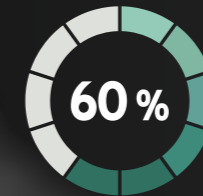
Visit [www.ddgroup.com/services/radiation-protection-consultancy/](http://www.ddgroup.com/services/radiation-protection-consultancy/) for more information on all packages and training options.

# CLEAR X

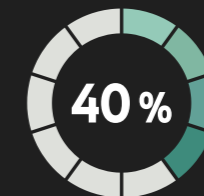
A new dimension for teeth straightening



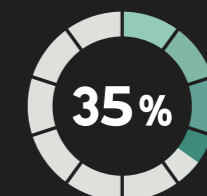
3 Shapes  
3 Weeks  
1 Aligner



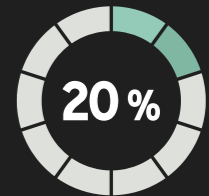
LESS PLASTIC



LESS TIME



FASTER



ACCURACY



# Phosphor Plate Scanning

## VistaScan Compact, Fast, and Efficient



BEST  
SELLER



QWD130 | Durr Dental GMBH & Co  
**VistaScan Mini View**

### A new standard for digital X-rays.

With innovative and practical solutions, Durr Dental has been shaping the field of dental imaging for almost five decades. In the field of digital X-rays with image plates in particular, Durr Dental technology offers images of the highest possible resolution at present. It thus meets the needs of all diagnostic requirements.

The VistaScan Mini View image plate scanner enables the intuitive, efficient, and time-saving digitisation of image plates. Amongst other things, its large touchscreen with its easy-to-use user interface contributes to this. Its compact size and integrated wireless functions make the device really flexible.

This makes image plate diagnostics for dentists quicker, more reliable and more convenient with the VistaScan Mini View.

### Features

- Top image quality
- High-resolution touchscreen
- Scan Manager for optimum workflow
- For all intraoral formats
- Reliability thanks to internal memory
- PC connection via WLAN/LAN
- Standalone mode possible



QWD140 | Durr Dental GMBH & Co  
**VistaScan Mini Easy**

Compact and easy, the VistaScan Mini Easy image plate scanner makes image plate diagnostics even faster for dentists. The compact device is particularly easy to use and requires a minimum of space – so that it can be installed in the treatment room. The advantage: X-ray and scanning directly at the chairside. The reusable VistaScan image plates are read out in top quality within seconds. There has never been a better time to change over to image plates.



QWD120 | Durr Dental GMBH & Co  
**VistaScan Combi View**

Image plate scanner with touchscreen for all conventional dental formats (Intra, Pan, Ceph 18 x 24). Quiet operation, with Photon Collection System (PCS) technology. The scanning laser beam rotates, unlike in conventional systems where the scanner drum rotates with the plates fixed in place. Gives high resolution images and reduced radiation doses. All formats from 0 to size 4. Complete with Imaging plates (Size 0 and Size 2), assorted barrier envelopes and DBSWIN software.



QWD082 | Durr Dental GMBH & Co  
**VistaScan Perio Plus**

A multi-slot scanner with input/output buffer that can trigger up to 8 images in one step. It will also automatically erase plates and leave them ready to use again. The process takes as little as 8 seconds to produce one image. Its cassette system protects image plates from any mechanical wear. Now includes both USB and Network connectivity.





## QWC200 | Carestream Dental CS 7600 Intraoral Scanner

With its fully automated and secured x-ray workflow, the CS 7600 provides the essential elements you need to generate outstanding images. Featuring Scan & Go technology, the unit is designed for shared use, so it's always available when you need it—making it perfect for multi-user practices. And, since the CS 7600's plates are as easy to use as film, the system integrates easily into any practice.

### Superior Workflow

- No need to reserve the system when scanning a plate
- Unit identifies plates prior to exams and automatically routes images to the proper computer and patient file
- Scan plates in any order with minimal user intervention and no risk of plate mix-ups

### Unparalleled Usability

- Unit automatically detects if a plate is inserted upside down—without erasing the image
- Templates automate routine FMS examinations to reduce user intervention and contamination risk
- Built-in colour monitor provides clear instructions and messages, delivering instant feedback on the success of each exam

### Film-Like Workflow

- Plates available in the same sizes as film (0 to 4)
- Thin, cable-free plates promote patient comfort and are as easy to position as film
- Integrates with your current digital sensors for maximum benefits

## QWS101 | Acteon PSPIX 2 Digital Scanner

### Exclusive Concept “click & scan”

With PSPIX2® chairside, you save a significant amount of time:

- You are the single-user of the scanner
- You do not need to move to another room to scan your images
- You get your images in few seconds. You are therefore

more efficient and more dedicated to your patients' cares.

### Amazing Size

The advanced technology used inside this scanner marks a turning point in terms of excellence. The new PSPIX2 is as much as three times smaller than other imaging plate scanners, making it the most compact system on the market!

### Optimal Hygiene Barrier

The new PSPIX2 is the only scanner on the market with optional removable parts that can be sterilized in an autoclave to give maximum protection. The removable parts provided with each purchase comply with dental washer disinfectant.



## Supporting you and your practice

Leading the way in supply, service and support.

Visit [ddgroup.com](http://ddgroup.com) for more information on our range of services.

Call us on **0800 028 1697**

Monday to Friday: **8.30am - 5.30pm**



### TRAINING

DD offer a huge range of training courses ranging from CPR and Infection Control to COSHH and Legionella. For convenience we deliver our courses in your own practice environment. We also run seminars throughout the year at central locations.



### COMPLIANCE

Whether you're looking for compliance consultancy or training, we're here to give you complete peace of mind. From in-depth Q&A sessions to online filing solutions – discover the freedom to do what you do best, looking after your patients.



### MEMBERSHIP

Being a DD member provides you with access to discounts across a number of our services including training, compliance and servicing and repairs, as well as introducing you to a wealth of business services.



### BUSINESS SERVICES

We also offer industry-leading deals for your clinical waste with Cannon Hygiene, highly competitive rates on your credit & debit card processing through Barclaycard and a free utilities and telephony spend review with Beacon Plus. Get in touch to see what we can do for you.



# X-Ray Sensors

## RVG Series

### Carestream Dental RVG 5200

A sophisticated, reliable, affordable entry into digital intraoral imaging. Intuitive intraoral imaging has never been so economical.

*Intuitive intraoral imaging- affordable price.*

The RVG 5200 is the perfect choice for those looking to take a first step into digital dental radiography. An ideal solution for intraoral imaging needs, the easy-to-use sensor allows users to capture exceptional images quickly and easily. The image quality of the RVG 5200 sensor is the same or higher than other intraoral sensors in its class—so there is no need to sacrifice image quality for affordability.

- Affordable
- Sophisticated, Yet Simple
- Reliable

### Carestream Dental RVG 6200

From a simplified workflow to user-defined image processing tools, the RVG 6200 is designed to work for you (not the other way around).

*Technology that truly simplifies things*

Meet the RVG 6200—the digital intraoral sensor that adapts to you. From a simplified workflow to user-defined image processing tools, the RVG 6200 is designed to work for you (not the other way around). And, with its straight forward installation process and integration with most imaging and dental practice management software, the RVG 6200 fits easily into any practice.

- Customized Image Processing Tools
- Image quality on your terms
- Simple yet comfortable sensor placement
- The beauty of peace of mind

#### SIZE CHART

	Size 1	Size 2
 CS RVG 5200	✓ QWC145	✓ QWC146
 CS RVG 6200	✓ QWC149	✓ QWC150





# EZ Senors



VaTech

## EZ Sensor Classic

4.8 mm, ULTRA-SLIM DESIGN FOR EASY POSITIONING

Slim CMOS ensures that patients are as comfortable as possible. Placing and positioning a sensor in the patient's mouth is still challenging. Over the years, digital sensor technology has improved to achieve patient comfort.

VATECH R&D Centre tested the thickness which minimizes the most pain, and led in technology while using a CMOS chip.

VaTech

## EZ Sensor HD

33.78 lp/mm EXPERIENCE THE HIGH RESOLUTION

- EzSensor HD especially provides expert images for endodontists and implantologists when you choose the 'high resolution mode'.

- There is no image degradation caused by magnification. This greatly benefits you, when you check ROI which requires accurate diagnosis.

	 Size 1.0	 Size 1.5	 Size 2.0
<b>EZSensor Classic</b>	✓ QWE080	✓ QWE081	✓ QWE082
<b>EZSensor HD</b>		✓ QWE085	✓ QWE086




## “THE FUTURE OF DENTISTRY IS DIGITAL”

– this is something you will have heard said many times but here at Dental Directory we understand this means so much more than just the supply of new technology. We have talked to our customers, those who have already invested in digital technology and dentists who are planning to introduce digital to their service and we hear that, above all, dentists value support, help and advice.

Gavin Burrows, our Head of Digital and Equipment Sales Department, is busy developing and expanding our Digital team to ensure we can offer optimum support to our customers on their digital journey through education and training. Our recently expanded digital and equipment sales team will include 11 specialists, four tele-support staff, three trainers and new state-of-the-art training centres in key locations across the UK.

If you need advice or would like a visit from one of our digital specialists, please email the team: [digitalsales@ddgroup.com](mailto:digitalsales@ddgroup.com) and we will be happy to help and point you in the right 'digital direction'.



Gavin Burrows  
Head of Digital & Equipment Sales  
DD | Dental Directory



## Investing In Digital

Optimum support to our customers

Visit [ddgroup.com](http://ddgroup.com) for our range of Digital Dentistry.

Call us on **0800 028 1697** | Monday to Friday: **8.30am - 5.30pm**



# Intraoral Cameras



BEST SELLER



## Meet your **ideal** communication tool

140190 | Carestream Dental  
**Carestream CS 1500 USB Intraoral Camera**

Get the visual evidence you need to educate patients and make more accurate diagnoses with the CS 1500—the intraoral camera designed to deliver precise, true-to-life images with each and every shot. Available in both a wired and wireless version, the CS 1500 features a true autofocus and intuitive lighting system to eliminate manual adjustments and simplify sharing. And, the camera's fully TWAIN compliant to ensure a smooth integration with third-party imaging software.

### Easy to Share and Use

With just one camera, anyone in your practice can perform both intra- and extraoral exams, capture still images or videos and then quickly display them on your choice of a PC or video monitor. The wireless version of the CS 1500 allows users complete freedom of movement while the wired version's USB connectivity enables you to connect the camera directly to your computer without a docking station—making it even easier to share the camera between multiple examination rooms and chairs.

### Superior Image Quality

Offering the large depth-of-view necessary for both intra- and extraoral images, the CS 1500 Camera is an all-in-one solution for dental digital photography still shots and videos. From full arch to macro views, the CS 1500 Camera delivers exceptionally clear images and boasts a high still image resolution (1024 x 768) as well as the widest focus range on the market (1 mm and greater). Such sharp, clear visuals ensure your patients immediately understand their options—making the camera a perfect tool for patient education.

### True Automation

The camera's true autofocus works like the human eye to intuitively focus according to the distance between the camera and the filmed object—no manual adjustments required. Meanwhile, the 8-LED lighting system automatically adjusts to your current lighting conditions to optimize illumination and contrast levels.

### Unparalleled Usability

Since the CS 1500 Camera requires no manual adjustments, it allows capturing images to be easier and faster than ever. The ergonomically designed and lightweight handpiece fits comfortably in either hand and can manoeuvre even the most hard-to-reach areas. Meanwhile, the camera's single image capture button generates high-resolution images and automatically saves them to your computer or an SD card.



140180 | Carestream Dental  
**Carestream CS 1200 Intraoral Camera**

Delivering high image resolution (1024 x 768), the CS 1200 reveals even the smallest details. As an affordable entry point into digital imaging, the CS 1200 puts high-quality intra-oral images within the reach of any practice.



140195 | Carestream Dental  
**Carestream CS 1500 Wireless Intraoral Camera**

The ideal communication tool for any dental practitioner. Delivering precise, true-to-life images with each shot, the CS 1500 camera provides the powerful evidence you need to educate patients and to help them visualize their diagnosis and treatment plan. Let patients see exactly what you see – so they make smarter decisions, and are more likely to accept treatment.

CS Series

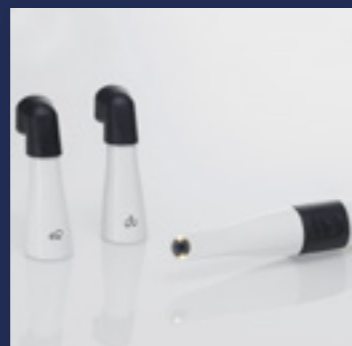


# Vistacam

## 140170 | Durr Dental GMBH & Co VistaCam iX HD Smart Intra Oral Camera

Improved optical system and outstanding depth of field for brilliant HD images  
Maximum image quality for the most demanding requirements: with real HD resolution and the integrated sharpness filter, the camera system delivers crystal-clear, high-contrast HD images even on large monitors. Thanks to the infinitely variable autofocus, images can be captured exceptionally quickly and easily. Regardless of whether you need intraoral, extraoral or macro images. With the new VistaCam iX HD Smart, you can also record live videos in the same HD resolution as photos.

Optimised workflow, ergonomic design  
With its narrow, rounded head, the VistaCam iX HD Smart enables easy access even to the back molars. The buttons both on the top and bottom of the device provide ideal support for your workflow and ensure that there is no need to change grip. A motion sensor that switches the camera on and off automatically makes the unit even more efficient to use.



## 140175 | Durr Dental GMBH & Co Vistacam iX HD Head for Proof

Interchangeable head for proof for the VistaCam iX HD Intra Oral Camera

# SOPRO

## 140016 | Acteon SOPRO 617 Handpiece

The SOPRO 617 Colour Line has been designed to illuminate your working environment. Optimised ergonomics, automatic focusing and maximum depth of field, sopro touch, the "original".



## 140029 | Acteon SoproCare Camera Handpiece

SoproCare reveals caries in Cario mode, as well as new and old dental plaque in Perio mode. SoproCare is the first product on the market to highlight gingival inflammation. In Daylight mode, SoproCare can also be used as a camera, providing all of the necessary tools to perform a complete and time efficient oral examination. Fully compatible with all imaging software, an unmatched communication tool in the dental practice.



## 140017 | Acteon SOPRO 717 Handpiece

The sleek innovative design incorporates an extremely thin distal part for easier access along with a highly sophisticated optical system providing exceptional image quality. Great depth of field to obtain a sharp image in seconds no matter which mode is chosen. Perfect illumination is achieved with eight LEDs. Macrovision is the major advantage offered by the SOPRO 717 First@: it extends way beyond the limitations of the human eye, giving a magnified view of up to 115 times.



## 140018 | Acteon SOPROLIFE Handpiece

SOPROLIFE offers you the ability to detect tooth decay at different stages of its development thus allowing you to determine the most appropriate treatment. The auto fluorescence technology in SOPROLIFE will allow you to detect occlusal or interproximal decay - even in its earliest stages. SOPROLIFE allows you to differentiate healthy from infected tissue in order to excavate only the diseased tissue.



# Intraoral Scanning



## TRIOS

# TRIOS Move



BEST SELLER



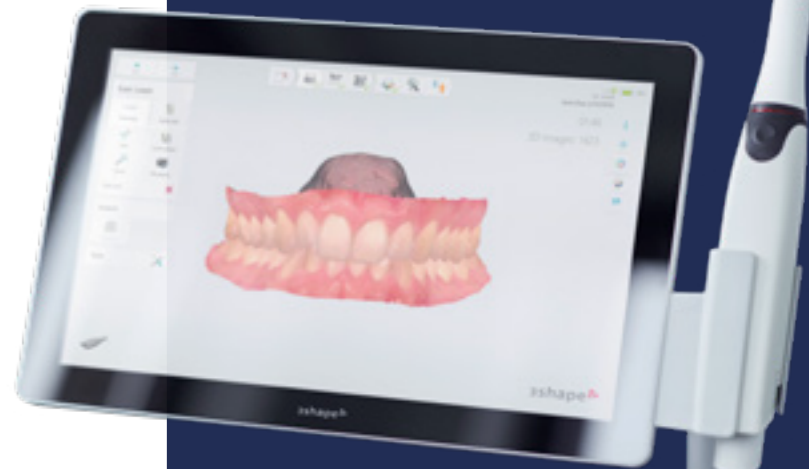
QWT436 | 3Shape  
**TRIOS 3**  
**Basic**  
**Move+**  
**Wired**



QWT429 | 3Shape  
**TRIOS 3**  
**Move+**  
**Wired**



QWT430 | 3Shape  
**TRIOS 3**  
**Move+**  
**Wireless**



TRIOS MOVE is the ultimate patient/dentist communication tool. Show patients their digital scans and dynamic treatment information close-up, and create greater opportunities for treatment dialogue and joint decision-making.

- Larger 15.6" HD LCD Touchscreen - The perfect size when having it in front of a patient or working with up close - and it comes with a USB port at the back of the screen.

- Adjustable arm - Bring the screen directly in front of the patient to involve them in the scanning process and the treatment planning.

- Powerful custom PC designed for scanning - Specifically designed for use with all TRIOS 3 scanners to give a fast and smooth scan experience straight out of the box.

- Four wheels with integrated brakes - It is now very easy to move around the chair and from chair to chair.




# TRIOS 3



QWT437 | 3Shape  
**TRIOS 3**  
**Basic Wired Pod**

The entry-level intraoral scanning solution.

The cost-effective TRIOS 3 Basic comes as a wired, pen grip pod set up and enables simple 'scan and send-to' workflow. TRIOS 3 Basic includes the well-known 3Shape scan accuracy, insane speed mode, STL output, realistic lifelike colours and shade measurement as well as AI scan technology for simplified scanning.



QWT515 | 3Shape  
**TRIOS 3**  
**Pod**

TRIOS 3 Pod - TRIOS 3 Pod for connection of the TRIOS Scanner to a computer. A mobile and flexible alternative to the cart solution.

TRIOS 3 Scanner - Handheld 3D scanner with Ultrafast Optical Sectioning™. Technology for spray- and powder free intraoral scanning in Colours. Capable of measuring shades of teeth and adding HD photos to the 3D model. Available with pen grip or handle.



BEST SELLER

QWT448 | 3Shape  
**TRIOS 3**  
**Wireless Pod**

Enhance comfort with wireless innovation with the world's first intraoral scanner to offer a wireless option.

3Shape TRIOS 3 Wireless gives you the freedom to perform digital scans unrestricted by wires, optimizing comfort for both you and your patients.

## Engage with your patients

Preview restorative and orthodontic treatment results. Explain your treatment plans more easily. The 3Shape TRIOS 3 wireless impression scanner - the first of its kind - helps you boost case acceptance by engaging even more with your patients. You can also choose to add in-house or chairside services to your offer or use the scan-and-send functionality.

- High accuracy and precision
- Realistic scan colours
- Automatic scan clean-up
- Unrivalled open dental ecosystem
- Engagement apps to boost case acceptance
- In-house design and production
- Full mobility with wireless scanning




# TRIOS 4



QWT402 | 3Shape  
**TRIOS 4**  
**Wireless Pod**

3Shape TRIOS 4 - the most powerful 3Shape intraoral scanner to date! The world's first intraoral scanner with digital detection of possible surface and interproximal caries without the need for an additional scanning device.

Smart tips - New generation of tips with instant-heat technology so you are scan-ready in seconds, and enabling 30% additional battery life. Plus a dedicated tip to aid the detection of interproximal caries.



QWT400 | 3Shape  
**TRIOS 4**  
**Wireless Move+**

Built-in caries detection aid - Now you don't need a separate scanning device to benefit from fluorescent technology. Because we've built advanced fluorescent technology for surface caries\* detection right into TRIOS 4.

TRIOS 4 now comes as a flexible two-in-one solution that combines wired and wireless with a simple plug-in cord for that moment when you want to switch to wired.



## The most powerful TRIOS intraoral scanner to date

The intraoral scanner that takes treatment to the next level. Realistic colour scans. Engagement apps. In-house options. 3Shape TRIOS 4 gives you all that and more. This powerful scanner ensures the convenience of 30% longer battery life and -best of all- a built-in aid for detecting surface caries\*.

- High accuracy and precision
- Realistic scan colours
- Automatic scan clean-up
- Unrivalled open dental ecosystem
- Engagement apps to boost case acceptance
- In-house design and production
- Full mobility with wireless scanning
- Plug in SmartCord for 2-in-1 option
- Superior mirror defogging functionality
- Smart calibration counter



\*Caries Diagnostic Aid is not cleared by the FDA for clinical use in USA.

# TRIOS ACCESSORIES



## TRIOS 3:

	<b>Wireless Pod for Pen Scanner</b> <i>(without dongle and scanner)</i> QWT497		<b>Tips with Mirror</b> QWT500
	<b>Wireless Battery for Pen</b> QWT494		<b>Colour Calibration Tip</b> QWT502
	<b>Wireless Adaptor</b> QWT498		<b>Colour Calibration Kit</b> QWT503
	<b>Pod for Pen Grip</b> <i>(without scanner)</i> QWT508		<b>Protection Tip</b> QWT501
	<b>3Shape Dongle</b> QWT595		<b>Extension Cable</b> 2.5m: QWT505 5m: QWT506 3m: QWT507

## TRIOS 4:

	<b>Pod for TRIOS 4 Wireless Pen</b> QWT488		<b>Wired Pod for TRIOS 4 Pen</b> QWT489
	<b>Protection Tip x 1</b> QWT483		<b>Colour Calibration Kit</b> QWT485
	<b>Protection Tip x 3</b> QWT482		<b>Cord</b> QWT484

## SHARED ACCESSORIES

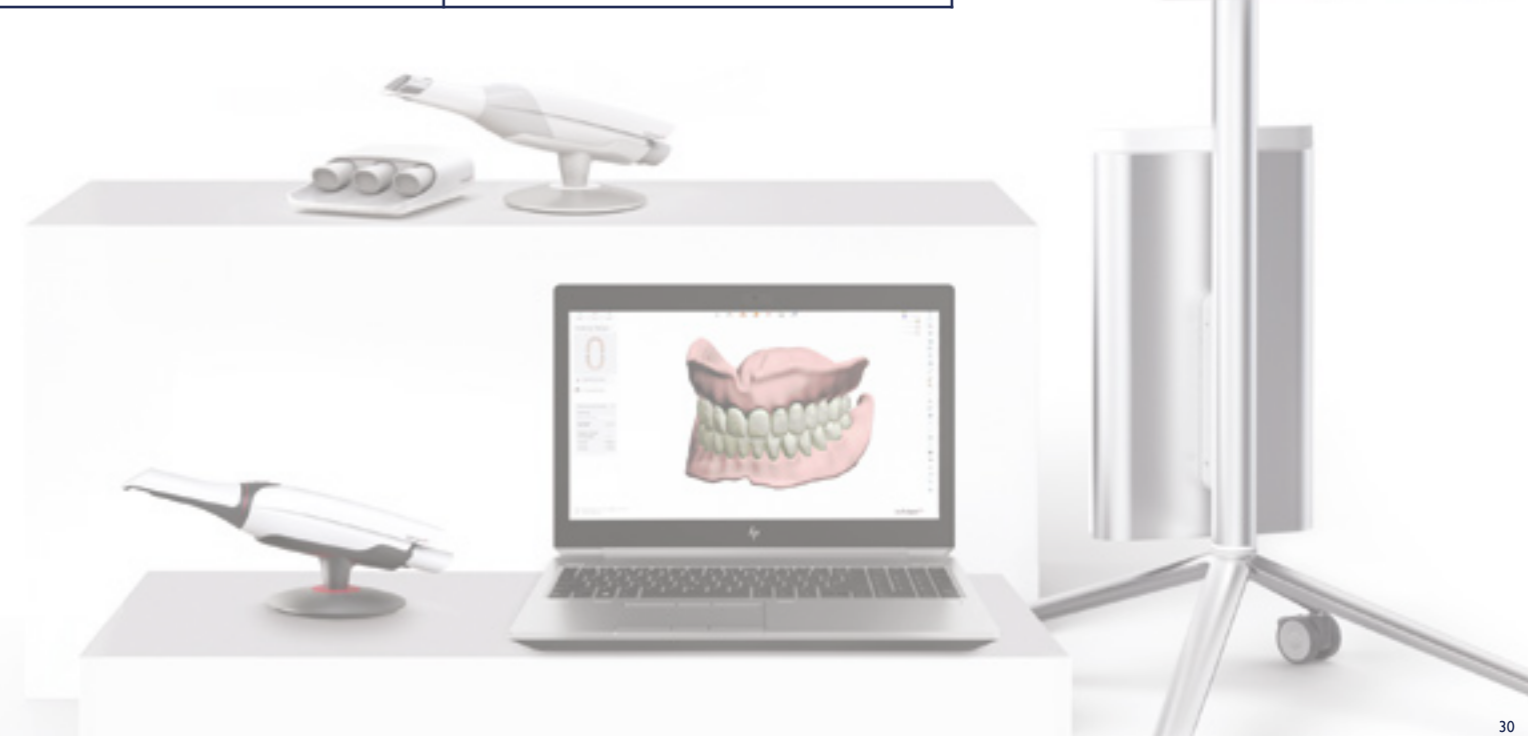
	<b>Charger for TRIOS 4 Wireless &amp; TRIOS 3 Wireless Pen</b> QWT487		<b>3 x Batteries for TRIOS 4 Wireless &amp; TRIOS 3 Wireless Pen</b> QWT487
--	--	--	--

## SOFTWARE:

	<b>3Shape Implant Studio Full Solution</b> QWT559
	<b>3Shape Clear Aligner Studio</b> QWT457
	<b>TRIOS Design Studio</b> QWT532
	<b>Splint Studio</b> QWT491
	<b>3Shape Implant Planner</b> QWT455

## PCs:

	<b>Dell Precision 15 (5550)</b> QWT609		<b>Lenovo ThinkStation P330 - Ultra PC</b> QWT615
	<b>HP ZBook 15 (G7)</b> QWT611		





# CS Series



QWC360 | Carestream Dental  
**CS 3600**  
Intraoral Scanner

The CS 3600 intraoral scanner from Carestream Dental puts smarter scanning in your hands, whether your practice handles restorative, orthodontic or implant cases, the CS 3600 adapts to your needs by making digital impression capture fast and easy.



QWC370 | Carestream Dental  
**CS 3700**  
Intraoral Scanner - *White*

The CS 3700 delivers a high-performance scanning experience that takes you in any direction you want to go. Prestigious design by Studio F.A. Porsche. Turbo-speed scanning. Patient- and practitioner-centric workflows. Smart-shade matching. Touchscreen capabilities. With the CS 3700, compromise is a thing of the past. Experience the comfort and functionality: The CS 3700 is designed to give you both: tremendous comfort and superior functionality.



QWC375 | Carestream Dental  
**CS3800 Wireless**  
IO Scanner

The CS 3800 gives you a whole new experience in acquiring impressions: Freedom. Freedom from cables; freedom to pursue your preferred workflow; freedom to pay only for what you use; and freedom to interact with partners, how you prefer, when you prefer. Plus, as the result of a renewed collaboration with Studio F.A. Porsche, the CS 3800 displays a timeless, ergonomic design that ensures a high-performance scanning experience.



## Create Quality Cases With Ease and Confidence



Avant Garde Away Days — The Digital Composite Veneers Tour

We are bringing a one day course, focusing on the Injection Mould Technique, to a stadium near you.

6TH MAY

CARDIFF

17TH JUN

LONDON

09TH SEP

EDINBURGH

23RD SEP

LONDON

14TH OCT

MANCHESTER



Scan Me




@avantgardedentistry



www.avantgardedentistry.co.uk

# Lab Scanners



## Ivoclar Vivadent PrograScan PS3 & PS5

Powerful partners for your laboratory.

Intuitive. Precise. Reliable. These are the characteristics of the new laboratory scanners PrograScan® PS3 and PrograScan® PS5.

They are pleasant and simple to use, and combine high precision with true-to-detail scan results. The digital workflow ensures high process reliability, enabling you to save time and benefit from reliable results.



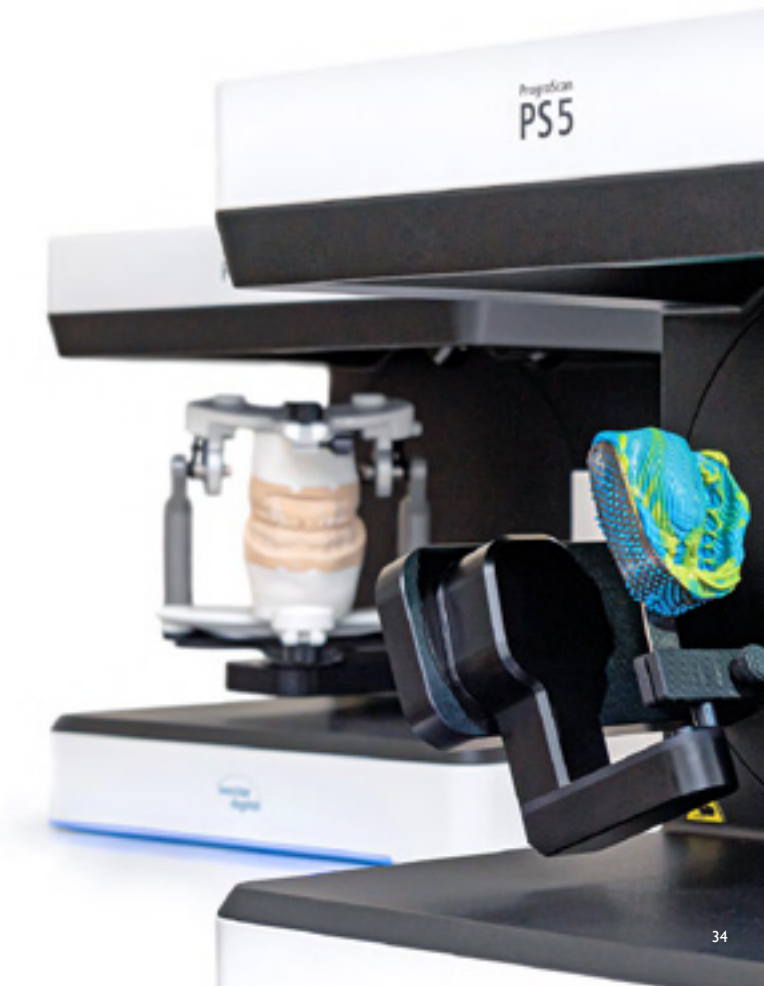
**PS3**  
JDI935



**PS5**  
JDI936

### Specifications

	PS3 JDI935	PS5 JDI936
Cameras:	2 x 2 MP	2 x 2 MP
Scan time – Full arch:	20s	16s
Scan time – 9 dies:	30s	16s
Accuracy (ISO 12836):	5µm	5µm
Texture scanning:	B/W	Colour
Model scanning:	✓	✓
Impression scanning:		✓
Model in articulator scanning:	✓	✓







## 3Shape E-scanners

A solid CAD/CAM system that combines scanning with design software is the only way to meet the future demands of your customers. 3Shape Generation Red E lab scanners provide high ISO documented accuracy, high speed, and many advanced scanning features. From the affordable E1 scanner to the high-performance E4 scanner, 3Shape's scanner portfolio offers a solution perfectly matched to the needs of your lab.



### Specifications

**E1**  
QWT620

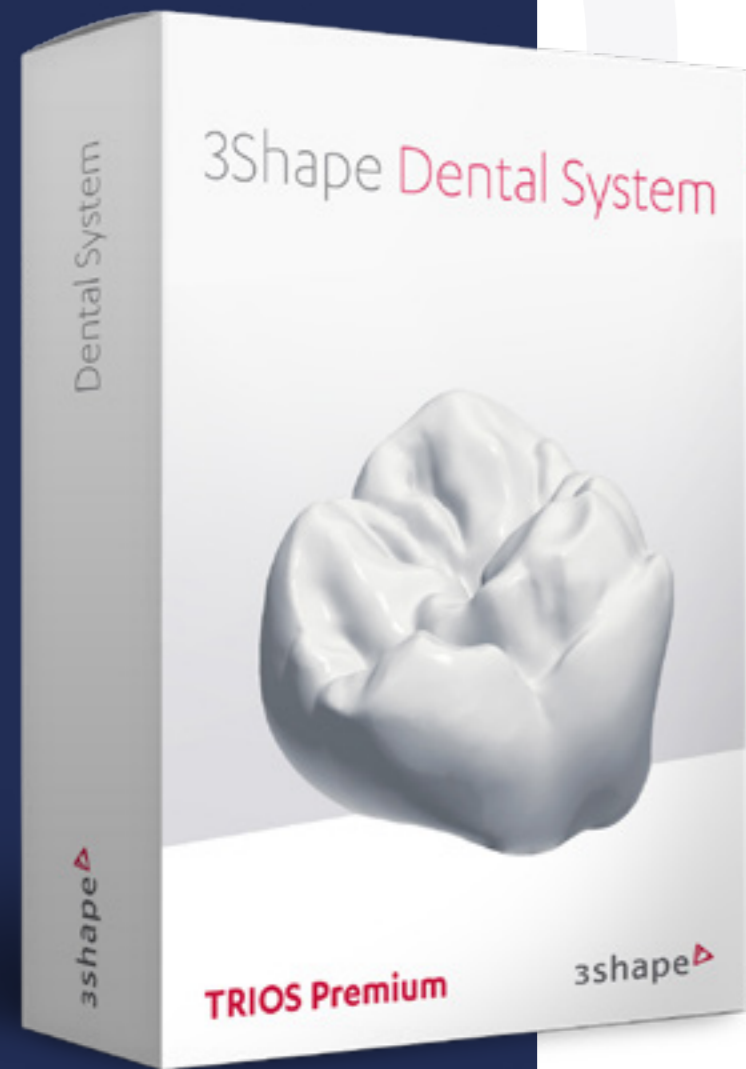
**E2**  
QWT621

**E3**  
QWT622

**E4**  
QWT623

Cameras:	2 x 5MP	2 x 5MP	2 x 5MP	4 x 5MP
Full arch scan time:	32s	24s	18s	9s
Impression full arch scan time:	104s	72s	64s	45s
Accuracy (ISO 12836):	10µm	10µm	7µm	4µm
Texture:	n/a	B/W	Colour	Colour
Scanning strategy:	Standard	Standard	Standard	Die in model

# Software Packages



QWT631 | 3Shape  
**Crown & Bridge  
Package**



QWT633 | 3Shape  
**Complete Restorative  
Package**



QWT632 | 3Shape  
**Premium  
Package**



QWT634 | 3Shape  
**Removables  
Package**

3Shape TRIOS

Better for them.  
Better for you.

## Better patient care today and tomorrow.

There's really no better way to counsel patients than by showing them their unique dentition. 3Shape TRIOS® helps add weight to your recommendations. Which, in turn, improves case acceptance. We think you'll find your patients are happier, too.<sup>1</sup> And your practice more successful. What could be better than that?

Explore more at [3Shape.com](https://www.3shape.com)  
or contact us at [ukenquiries@3shape](mailto:ukenquiries@3shape.com)

1. 80% of studies (4 of 5) show patients choose digital impressions over conventional. 88% of studies (7 of 8) show clinicians choose digital impressions over conventional (Chandran et al. 2019).



3shape 



# 3D Printing



## Envision One



### QRE001 | envisionTEC Envision One cDLM Dental

Created by one of the most experienced teams of engineers in 3D printing, the Envision One cDLM is the largest, most advanced desktop 3D printer ever created. It is bigger, faster, easier to use and more innovative than all the other 3D printers on the market.

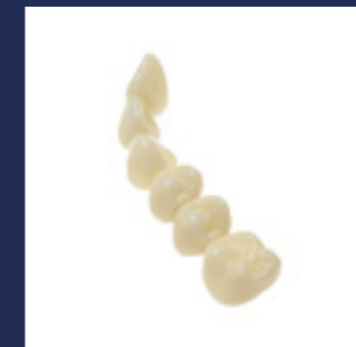
Designed to take you from beginner to expert in a single machine, the Envision One

cDLM is the only professional 3D printer you ever need. EnvisionTEC delivers an end-to-end solution including design software parameter optimization to deliver accurate parts every time with minimal supports.

Perfect for 3D printing orthodontic applications as well as full dentures, and is capable of printing 6 orthodontic arch models in under 15 minutes.

### Envision One E-Dent 400 MFH

envisionTEC's E-Dent 400 MFH printing material is a biocompatible Class IIa and FDA-approved solution for the accurate 3D printing of crowns and bridges. E-Dent 400 MFH can also be used for the 3D printing of very tough veneers that are extremely accurate and have a very fine surface finish as well as denture try-ins. The balance between inorganic fillers and the resin give the material its high strength and wear resistance. The material is easy to finish and polish, and can be stained with all types of composite staining kits to blend perfectly with the existing teeth for a natural look.



QRE020  
Bleach

QRE021  
N1

QRE022  
N1.5

QRE023  
N2

QRE024  
N2.5

QRE025  
N3

QRE026  
T1

### QRE005 | envisionTEC PCA 2000



The ideal solution for post-curing parts that have been 3D printed using cDLM or DLP technologies. The PCA 2000 utilizes a unique system of UV LED light sources that use both 385nm to deep cure and 405nm for the perfect surface cure of each part. It has a microprocessor-controlled touchscreen interface and intuitive software that allows you to control every aspect of the post-processing of your resin objects. With 360° irradiation and controlled heating, the PCA 2000 can optimize your productivity, offering three settings.

### QRE006 | envisionTEC PWA 2000



The Parts Washing Apparatus is a convenient tool to assist in cleaning any uncured resin from 3D printed models. The convenient removable basket allows for ease of use when dipping or extracting objects from the tank.

The PWA 2000 offers a selection between three washing programs, so that you can accurately clean from the most delicate to larger and more complex creations effectively and efficiently. These selections can be made directly on the easy-to-use touchscreen.

# Flexcera Base

Flexcera is a breakthrough 3D printing material for use in producing denture bases for complete digital denture solutions. E-Denture Pro provides incredible strength and pleasing aesthetics.



QRE056 | envisionTEC  
**Flexcera Base**  
Light Pink



QRE054 | envisionTEC  
**Flexcera Base**  
Medium Pink



QRE053 | envisionTEC  
**Flexcera Base**  
Original Pink



QRE055 | envisionTEC  
**Flexcera Base**  
Dark Pink



QRE057 | envisionTEC  
**Flexcera Base**  
Dark Maharry

Flexcera Smile is a biocompatible 3D printing material for use in producing high quality monolithic dentures and try-ins as well as outstanding fully digital dentures when fused with E-Denture Pro.



QRE047 | envisionTEC  
**Flexcera Smile**  
A1



QRE048 | envisionTEC  
**Flexcera Smile**  
A2



QRE049 | envisionTEC  
**Flexcera Smile**  
A3



QRE050 | envisionTEC  
**Flexcera Smile**  
A3.5



QRE051 | envisionTEC  
**Flexcera Smile**  
B1



QRE052 | envisionTEC  
**Flexcera Smile**  
Bleach

# Flexcera Smile



QRE027 | envisionTEC  
**Envision One**  
E-Guard (for Night Guards)

Biocompatible 3D printing material, crystal-clear material for the production of accurate orthodontic splints and retainers. The results produced by combining E-Guard with envisionTEC technology are superior to traditional methods of manufacturing bite guards and night guards. It is a clear material, allowing for maximum visibility. High resolution 3D printing allows for precise fit.




QRE028 | envisionTEC  
**Envision One**  
E-Guide Tint

envisionTEC's E-Guide Tint is a biocompatible certified Class I material, developed for the production of high precision surgical drill guides for use in implant surgery. The results produced by combining E-Guide Tint with envisionTEC technology are superior to traditional methods of manufacturing implant placement guides.



QRE030 | envisionTEC  
**Envision One**  
Press-E-Cast


Press E-Cast is a wax-filled photopolymer material for the production of full anatomical crowns and bridges with extreme dimensional accuracy in X, Y and Z, as well as exceptional surface finish. Can also be used to print partial frameworks. The burnout for parts 3D printed in Press-E-Cast is rapid, clean and ash-free, resulting in accurate, quality castings. With a moderate wax content, Press-E-Cast also delivers low thermal expansion during burnout.



QRE031 | envisionTEC  
**Envision One**  
E-RigidForm - Amber

E-RigidForm is a polyurethane-like resin that 3D prints strong, hard and stiff parts that can be used for prototypes and end use.

E-RigidForm has high tensile strength (68-73 MPa) that compares with nylon 6 and polycarbonate. It also delivers good heat deflection and water resistance. With a hardness value of Shore D 87, the same value as a cast urethane plastic.



QRE021 | envisionTEC  
**Envision One**  
E-RigidForm - Charcoal

E-RigidForm is a polyurethane-like resin that 3D prints strong, hard and stiff parts that can be used for prototypes and end use.

E-RigidForm has high tensile strength (68-73 MPa) that compares with nylon 6 and polycarbonate. It also delivers good heat deflection and water resistance. With a hardness value of Shore D 87, the same value as a cast urethane plastic.







QRE042 | envisionTEC  
**Envision One  
E-Gum**

E-Gum is a flexible material that can be used in combination with a model material. This makes it possible to print parts of the model that need a certain flexibility, such as Gingiva Masks on implant models.



QRE044 | envisionTEC  
**Envision One  
E-Guide**

EnvisionTEC's E-Guide is a biocompatible certified Class I material, developed for the production of high precision surgical drill guides for use in implant surgery. The results produced by combining E-Guide with EnvisionTEC technology are superior to traditional methods of manufacturing implant placement guides.



QRE046 | envisionTEC  
**Envision One  
E-Splint Soft**

KeySplint Soft for EnvisionTEC is a 3D printing resin ideal for printing splints and night guards.



**BEST  
SELLER**

QRE003 | envisionTEC  
**E-Model Light U**

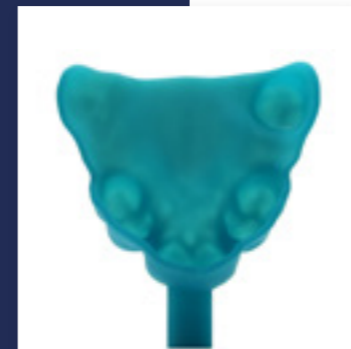
envisionTEC's E-Model 3D printing material for the Perfactory family of 3D printers is the perfect for a wide variety of modelling needs, from high-precision dental and orthodontic models to production-quality design prototypes and end-use products. A high green strength gives E-Model added strength and stability during the build, resulting in lower shrinkage and curling than similar products. The low viscosity of the liquid material allows for quick and easy clean-up of the models.



**BEST  
SELLER**

QRE034 | envisionTEC  
**E-OrthoShape grey  
(for models)**

E-OrthoShape is a grey ABS-like material that prints in 100 micron layers. It is recommended for the affordable volume production of models on which to produce clear thermoformed aligners by orthodontic professionals.



QRE039 | envisionTEC  
**E-Tray**

E-Tray is a 3D printing material for use in producing individual customized impression trays. Dental impressions can be used for preliminary impressions, final impressions, and bite registrations, and are used for prosthodontics, orthodontics, dental crown and bridges, maxillofacial prosthetics, oral and maxillofacial surgery, in diagnosis, mouth guards, whitening trays, and for the permanent dental record to document before and after phases.



QRE033 | envisionTEC  
**E-IDB Indirect  
Bonding Ortho**

EnvisionTEC's E-IDB printing material for the Perfactory family of 3D printers is a flexible solution for producing indirect bonding trays for the precise placement and release of orthodontic brackets.

E-IDB is a biocompatible certified Class I material that allows an orthodontist to place all of the necessary brackets at once, cutting the bracket application time in half and saving the patient time at the chair.



QRE037 | envisionTEC  
**KeySplint Soft Resin**

Ideal for printing splints and night guards, it is biocompatible and is in compliance with international medical device regulations and standards. Its robust formulation has three years of guaranteed shelf life, is colour stable, and is validated in EnvisionTEC DLP and cDLM printers.

KeySplint Soft for EnvisionTEC combines the strength needed to protect teeth with added flexibility for better patient comfort for precise, strong and smooth finished parts that are not brittle. The abrasion-resistant formula is easily polished and also easily cleaned by the patient.



QRE038 | envisionTEC  
**Optiprint Denture  
385 Light Pink**

Optiprint denture is a biocompatible class IIa medical device especially for the economic production of denture bases with the 3D printing process. 1kg/910ml



by Roland

# DG Shape Milling Machines

## Tools & Accessories




# DWX-4



## QWJ016 | DG Shape DWX-4 4 axis dry mill

The industry's most cost-effective and user-friendly dental mill, the DWX-4 is a small dental milling machine that produces single crowns, copings, bridges and hybrid abutments with precision and ease. The DWX-4 is the ideal device for labs and practices just getting into digital milling. With the DWX-4 dental milling machine, you can quickly and economically mill on-demand in a wide variety of materials, including the latest composite resins.

- Small footprint, big results.
- Built for any size lab.
- A wide variety of materials.
- Powerful yet easy to use.
- Economical open architecture
- Virtual Machine Panel
- Clean cutting area for precision milling.
- Growth potential.



### Features

- Mills wax, zircona, PMMA and composite resins in standard blocks and pin-types
- Combines simultaneous 4-axis milling with simple one-button operation
- Automatic tool changer with two tools for unattended milling (four tool option available)

- Mill up to four different pin-type materials simultaneously with an optional multi-pin clamp
- Multicast connection of up to four DWX dental mills to one computer



# DWX-42W

QWJ017 | DG Shape

## DWX-42W 4 axis wet mill

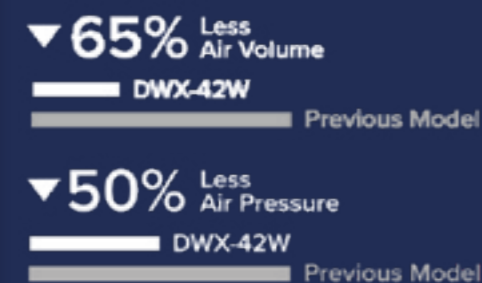
**Intelligent Machine. Effortless Production. Superior Results.**

An easy-to-operate, high-performance wet dental mill that fits the needs of high-efficiency labs and clinics by offering same day service and on-demand production of popular dental prosthetics.

Features:-

- High-speed, precision milling of high-aesthetic glass ceramics and composite resin
- Expanded 6-station Automatic Tool Changer for uninterrupted milling
- Open architecture allows seamless integration with existing scanning devices

### Specially Designed Spindle



### Elevated Performance

**UP TO 50% FASTER** than previous generation DGSHAPE wet mill

**AUTOMATIC TOOL CHANGER (ATC)** for uninterrupted production

Newly designed **NOZZLES AND COOLANT TANK** for larger capacity and greater flow

Specially engineered **DUAL FILTERS** require replacement less often, saving cost and time

**NEW BURS** for greater stability and fine milling quality

**INCREASED MACHINE RIGIDITY** for enhanced overall performance



# DWX-52D

QWJ018 | DG Shape

## DWX-52D 5 axis dry single disc mill

**For maximum efficiency and precision.**

Get in shape. Think smart. Mill in-house with the DWX-52D, offering increased material compatibility. The DWX-52D includes upgraded disc handling, increased material capabilities, improved tool management and other enhanced features to make your lab more efficient and productive.

Features:-

- New snap-on clamp system with 6 included adapters to maximise material usage and reduce set-up time
- Adapter rack included to store material and adapters securely
- Enhanced VPanel with Intelligent Tool Control function to assist tool-life management



### Additional Features

#### 5-AXIS MILLING

Ball screw-driven system with 5-axis positioning or simultaneous operation

#### INTELLIGENT TOOL CONTROL (ITC)

Knows which tool to automatically swap out when tools have reached their designated lifespan

#### VIRTUAL MACHINE PANEL (VPANEL)

A user-friendly VPanel enables easy production and device monitoring – including advanced email notification

#### IONISER

Reduce static and dust when working with PMMA

#### CLEAN MILLING ENVIRONMENT

Automatic cleaning brush for clean milling environment and an optimised structure for dust collection when connected to an extraction device

#### AIR PRESSURE

Air pressure is automatically adjusted based on the CAM material data



# DWX-52DCI



## QWJ019 | DG Shape DWX-52DCI 5 axis dry 6 disc changer mill

The ultimate in ease, material flexibility and unattended production, the DWX-52DCI dental milling machine expands your lab production and profit. With new DWINDEX performance monitoring software, a 6-slot Automatic Disc Changer, 15-station Automatic Tool Changer and other automated features, it gives users of all skill levels an exceptionally powerful, efficient and affordable dental restoration solution.

Features:-

- DWINDEX performance monitoring software to monitor ROI
- Material adapter rack included for a tidy and efficient work area
- Plus 6-slot Automatic Disc Changer (ADC), 15-station Automatic Tool Changer (ATC) and Intelligent Tool Control (ITC)



### Intelligent, Unattended Milling

The DWX-52DCI now comes with performance visualisation software and other intelligent updates. Automatically mill numerous dental restoration jobs with complete unattended confidence.



### Additional Features

#### 6 ADAPTERS INCLUDED

Easy set-up with a snap-on clamp system

#### INTELLIGENT TOOL CONTROL (ITC)

Knows which tool to automatically swap out when tools have reached their designated lifespan

#### 5-AXIS MILLING

Ball screw-driven system with 5-axis positioning or simultaneous operation

#### VIRTUAL MACHINE PANEL (VPANEL)

A user-friendly VPanel enables easy production and device monitoring—including advanced email notification

#### IONISER

Reduce dust and static when working with PMMA

#### CLEAN MILLING ENVIRONMENT

Automatic cleaning brush for clean milling and an optimised structure for dust collection when connected to an extraction device

#### AIR PRESSURE

Air pressure is automatically adjusted based on the CAM material data



# BURS

DIAMETER:	0.3mm	0.5mm	0.6mm	0.8mm	1mm	1.5mm	2mm	2.5mm	3mm
Bur				✓ QWJ047	✓ QWJ048		✓ QWJ046		
Flat end bur			✓ QWJ028		✓ QWJ030	✓ QWJ029	✓ QWJ031		
Diamond coated bur			✓ QWJ052		✓ QWJ053		✓ QWJ051		
SHORT wet grinding bur								✓ QWJ058	
Wet grinding bur					✓ QWJ063 ✓ QWJ068	✓ (DRILLING) QWJ067 ✓ (ZGB2-75D) QWJ062			
2nd generation wet grinding bur		✓ QWJ059 ✓ QWJ064			✓ QWJ060 ✓ QWJ065			✓ QWJ057	
Conical wet grinding bur		✓ QWJ061 ✓ QWJ066							
Bur 4mm reach	✓ QWJ032								
Bur 10mm reach			✓ QWJ033						
Bur 12mm reach					✓ QWJ034				
Bur 16mm reach							✓ QWJ036		
Bur 20mm reach					✓ QWJ035		✓ QWJ037		✓ QWJ038 ✓ QWJ039

# MILLING TOOLS

DIAMETER:	0.3mm	0.6mm	1mm	1.5mm	2mm	3mm
Milling tool for Ti abutments			✓ QWJ078		✓ QWJ076	✓ QWJ077
Ball end mill cutter 2 flutes	✓ QWJ082	✓ QWJ079	✓ QWJ080		✓ QWJ081	
Ball end mill cutter 1 flute			✓ QWJ084		✓ QWJ083	
Flat end mill cutter 2 flutes				✓ QWJ085		✓ QWJ088
3-flute dia coated mill cutter		✓ QWJ089	✓ QWJ087		✓ QWJ086	



QWJ090  
Masterkit with 14 tools for all applns



QWJ059  
Double pack coolant filter



QWJ054  
Chelating agent for coolant tank (250ml)




QWJ007  
BOFA replacement filter bag



QWJ094  
Pin type jig (8 blocks)



QWJ046  
1000ml additive



QWJ006  
BOFA replacement HEPA filter

# Ivoclar Milling Machines

## Tools & Accessories



# PM DRY

## QWI000 | Ivoclar Vivadent PrograMill DRY

PrograMill DRY is a top-notch entry-level device for producing zirconium oxide restorations. Thanks to its compact design, the five-axis dry milling machine fits into every dental laboratory. PrograMill DRY allows you to mill all types of zirconium oxide restorations. Produce precise zirconium oxide crowns and bridges as well as digital dentures

reliably and quickly and enjoy utmost flexibility. PrograMill DRY is fully integrated into the Ivoclar Digital workflow. Equipment, CAM software, materials, and user handling – all the components are optimally coordinated with each other. The machine's high process reliability ensures consistent milling results.

**Benefits:-**  
 Suitable for the production of zirconium oxide restorations  
 Compact design  
 Open system  
 Material change without any tools  
 Integrated into the Ivoclar Digital workflow

**Features:-**  
 5-axis kinematics  
 Innovative Ivotion Denture process  
 Multi-unit control via one CAM software



## PM DRY - Tools



QWI095  
PrograMill  
Tool Green  
0.7



QWI094  
PrograMill  
Tool Green  
1.0



QWI096  
PrograMill  
Tool Green  
1.5



QWI093  
PrograMill  
Tool Green  
2.5



QWI092  
PrograMill  
Tool Yellow  
0.3



QWI091  
PrograMill  
Tool Yellow  
0.7



QWI090  
PrograMill  
Tool Yellow  
1.0c




QWI089  
PrograMill  
Tool Yellow  
2.5c



# PM3 & PM5

## QWI002 | Ivoclar Vivadent PrograMill PM3 System

Both machines, PrograMill PM3 and PM5, deliver ideal performance for the digital dental laboratory. These units are suitable for wet and dry processing and offer a wide range of materials and indications. The precise 5-axis machining process is controlled via the integrated PC with touch-screen monitor. Fully automatic materials management checks whether the tools correspond with the respective machining strategy. The tool changer ensures that the production is carried out independently and consistently.



## QWI003 | Ivoclar Vivadent PrograMill PM5 System

The precise 5-axis machining process is controlled via the integrated PC with touch-screen monitor. The fully automatic materials management checks whether the tools correspond with the respective machining strategy. The tool changer ensures that the production is carried out independently and consistently.

The PrograMill PM5, with its 8-way material changer, provides perfect automation for your laboratory. The material changer allows several production orders with different materials and indications to be processed. Individual machining strategies are used depending on the material and the indication. This allows short processing times for the respective restorations.

# PM3 & PM5 - Tools

	Yellow	Green	Blue	Red	Black
0.5	✓ QWI024				✓ QWI036
0.5c	✓ QWI021	✓ QWI032			
g0.5				✓ QWI028	
0.6c			✓ QWI040		
1.0	✓ QWI023				✓ QWI035
1.0c	✓ QWI020	✓ QWI031	✓ QWI039		
g1.0				✓ QWI027	
f1.5		✓ QWI029			✓ QWI033
1.5c			✓ QWI038		
g2.0				✓ QWI026	
2.0c			✓ QWI037		
2.5	✓ QWI022				✓ QWI034
2.5c	✓ QWI019	✓ QWI030			
g2.8				✓ QWI081	
g3.0				✓ QWI025	



# PM7

## QWI004 | Ivoclar Vivadent PrograMill PM7 System

PrograMill PM7 sets new industrial standards for the digital production of restorations in the dental laboratory. The powerful performance and dynamics of this unit make it a highlight in the PrograMill portfolio. The high-power machine is capable of processing a variety of materials in wet and dry mode and is suitable for a wide spectrum of indications. The high dynamics and efficiency of the machine result in precise and fast production results. The 5-axis machining process is controlled via the integrated PC with touch-screen monitor.

The good cooperation of material and tool changer allows independent and consistent production. The central management of max. 8 discs / 48 IPS e.max blocks in the material changer and up to 20 tools in the magazine ensure that the right, individual processing strategy is used. The integrated ioniser reduces the cleaning time to a minimum after PMMA has been milled.

The PrograMill PM7 offers you a future-proof high-end solution for the precise and efficient production of dental restorations.



### Your Benefits

- 970 Watts of power provides excellent milling of a wide spectrum of materials.
- Servomotors provide exceptional speed.
- Intuitive operation via a touchscreen display.
- Integrated CNC PC and intelligent machine management.
- Ioniser and automatic self-cleaning Active Air Suction aids in keeping the milling chamber clean.

**Hybrid operation: Automatic change between wet and dry operation.**


**Integrated ioniser and automatic cleaning function.**

**20-position tool changer for independent processing.**

**Fully automatic materials management.**

**Intuitive user interface for convenient operation.**

## PM7 - Tools



	Yellow	Green	Blue	Red	Black
0.5	✓ QWI046				✓ QWI060
0.5c	✓ QWI043	✓ QWI055			
g0.5				✓ QWI050	
0.6c			✓ QWI064		
1.0	✓ QWI045				✓ QWI059
1.0c	✓ QWI042	✓ QWI054	✓ QWI063		
g1.0				✓ QWI049	
f1.5		✓ QWI052			✓ QWI057
1.5c			✓ QWI062		
g2.0				✓ QWI048	
2.0c			✓ QWI061		
2.5	✓ QWI044				✓ QWI058
2.5c	✓ QWI041	✓ QWI053			
g3.0				✓ QWI047	
t3.0c			✓ QWI097		
3.0c			✓ QWI080		
5.0		✓ QWI051			✓ QWI056



# Shared Accessories



QWI088 | Ivoclar Vivadent  
**PrograMill Fluid**

PrograMill Fluid is designed for use during operation of the PrograMill milling system.



QWI067 | Ivoclar Vivadent  
**PrograMill Base Set**

PrograMill Base unites function and aesthetics. A powerful and low-noise suction and coolant system is integrated inside the modern lower cabinet – the optimal base for PrograMill milling machines PM3, PMS and PM7. The PrograMill suction unit filters harmful particles using various filtration levels. The PrograMill tank, with a filling capacity of 15 litres, ensures automation during wet processing.



QWI006 | Ivoclar Vivadent  
**PrograMill Abutment holder for NT-Trading Single**

The PrograMill Abutment holder for NT-Trading has been exclusively developed for the Programill PM7 and is suitable for a wide range of implant interfaces. The holder allows you to mill highly precise individual abutments using the titanium nt-preforms. Milling can begin right after having inserted the holder into the milling machine. Calibration is not required.



QWI005 | Ivoclar Vivadent  
**PrograMill Abutment holder for NT-Trading Set**

Content:  
Programill Abutment holder for NT - Trading  
Instruction for Use  
PrograMill tool blue 3.0c for PM7  
PrograMill tool blue 2.0c for PM7  
PrograMill tool blue 1.5c for PM7  
PrograMill tool blue 1.0c for PM7  
Hex Key




QWI066 | Ivoclar Vivadent  
**PrograMill Tank**

The PrograMill Tank, with a filling capacity of 15 litres, ensures automation during wet processing.



QWI065 | Ivoclar Vivadent  
**PrograMill Suction Unit I 10-240V**

The PrograMill suction unit is ideally adapted to the requirements of the PrograMill milling machines. The use of cyclone technology enables up to 95% of the coarse particles to be separated in a pre-separation stage.



QWI070 | Ivoclar Vivadent  
**UTS CAD (ID)**

UTS CAD is a registration device for measuring the angle of the occlusal plane in relation to Camper's plane and the bipupillary line.

The measured angle or deviation of the occlusal plane from CP / BP can be transferred to the Digital Denture Professional add-on to reproduce the correct position of the occlusal plane in the virtual design of the denture.



QWI072 | Ivoclar Vivadent  
**Fixation Blank (ID)**

Fixation Blank (ID)



QWI068 | Ivoclar Vivadent  
**PrograMill Base**

PrograMill Base unites function and aesthetics. A powerful and low-noise suction and coolant system is integrated inside the modern lower cabinet – the optimal base for PrograMill milling machines PM3, PMS and PM7.



QWI087 | Ivoclar Vivadent  
**PrograMill Digital Denture holder ring**

A special ring has been developed to modify the PrograMill disc holder for the digital denture process. It allows an already processed disc to be re-positioned accurately. A denture, which has already been milled from the upper side, can therefore be easily removed so that the prefabricated teeth can be adhesively fixed and then re-positioned for further processing. Suitable for PM3/5/7.



QWI069 | Ivoclar Vivadent  
**Gnathometer CAD (ID)**

Easy and fast determination of the occlusal position. Simple, stress-free insertion into the CAD/CAM produced 3D Bite Plate.

For multiple use.



QWI071 | Ivoclar Vivadent  
**Bite Wall Overlay Gnathom CAD (ID)**

10pcs.

Compatible with: Gnathometer CAD

# Furnaces



## Programat CS Line



JDI153 | Ivoclar Vivadent  
**Programat CS2**  
200-240V 50/60HZ

The ideal ceramic and crystallization furnace for dentists. The device has been specially developed for the crystallization of IPS e.max CAD restorations. The Programat CS2 is easily operated by means of the new colour touch screen and the proven membrane-sealed keypad. It is equipped with 20 individual programs as well as predefined Ivoclar Vivadent programs, such as the Speed program, which crystallizes IPS e.max CAD restorations in less than 15 minutes.



JDI010 | Ivoclar Vivadent  
**Programat CS3**  
200-240V/50-60Hz

The ideal ceramic and crystallization furnace for dentists with higher demands. Especially developed for the crystallization of IPS e.max CAD restorations. Operated via the 7-inch colour touch screen with a specially developed operating concept for the dental practice and the well-proven membrane-sealed keypad. It features over 30 individual programs and preset Ivoclar Vivadent programs, one of which is the Speed program which crystallizes IPS e.max CAD restorations in less than 15 minutes.



JDI009 | Ivoclar Vivadent  
**Programat CS6**  
110-240V/50-60Hz

With the new Programat CS6 combination furnace, you can crystallize and sinter restorations faster than ever before with unsurpassed aesthetic results. The dependable technology behind the Programat CS6 ensures that each case is quickly and consistently completed, allowing you to focus on your patients, not your furnace.



JDI152 | Ivoclar Vivadent  
**Vacuum Pump**  
VP3 Easy

The small and light-weight VP3 easy vacuum pump is suitable for the evacuation of the firing chamber in the Programat CS. The diaphragm pump is characterised by low weight and extremely small dimensions: 140 x 130 x 210mm W x H x D. 230V 50-60Hz.





# Programat S2 & G2 Line

## New Product features of the G2 line:

- New operating unit (membrane-sealed keypad with coloured touch screen) with new symbols and icons - even simpler and quicker and also intuitive operation of the furnace.
- New operating software with new colour concept and new symbols and icons - even simpler and quicker and also intuitive operation of the furnace.
- Various software optimisations.

- IoT function - the customer is informed about service works at an early stage to prevent furnace failures.
- New, optimised cooling tray - more storage surface for fired objects and optimised cooling in the marginal area.
- New design-colour concept - excellent integration of the furnace into the Ivoclar Vivadent line of equipment.



JDI008 | Ivoclar Vivadent  
**Programat S2**

Programat S2 is a compact furnace designed for sintering copings, frameworks and full-contour restorations made of IPS e.max ZirCAD or other zirconium oxide materials using a temperature of up to 1600°C. Programat S2 is integrated into the Ivoclar workflow, providing optimally coordinated processing steps and consistently high-quality results.



JDI012 | Ivoclar Vivadent  
**Programat P510/G2**  
200-240V/50-60Hz

A high-tech and modern design in a very efficient and user-friendly furnace. The intelligent Programat infrared technology speeds up the firing process by 20%. The built-in thermal imaging camera detects the drying performance and automatically controls the pre drying and closing process. The furnace features 500 individual programs, various multimedia functions and the DAS function enables digital tooth shade determination directly in the furnace.



JDI014 | Ivoclar Vivadent  
**Programat EP 3010/G2**  
200-240V/50-60Hz

The Programat EP 3010 G2 is a compact combination furnace of the latest Programat generation and may be used as both a press and ceramic furnace. It is characterised by cost effectiveness and high-quality press and firing results. In addition, the Programat EP 3010 G2 is optimally coordinated with Ivoclar Vivadent press ceramic materials, such as IPS e.max Press.



JDI011 | Ivoclar Vivadent  
**Programat P310/G2**  
200-240V/50-60Hz

The Programat P310 G2 furnace is equipped with numerous programs, which are coordinated with materials such as the IPS e.max, IPS d.SIGN, IPS InLine and the IPS Empress System, to ensure immediate use of the furnace without programming. There are 300 individual program settings available. It is equipped with the QTK2 muffle technology, which is responsible for the homogeneous heat distribution in the firing chamber, leading to optimum firing results.



JDI013 | Ivoclar Vivadent  
**Programat P710/G2**  
200-240V/50-60Hz

The premium furnace of the Programat family and impresses users with its innovative technology and exclusive design. Equipped with the intelligent Programat infrared technology, the furnace offers considerably enhanced process reliability. The furnace provides high quality firing results – no matter how big or small or how many restorations are placed in the firing chamber.



JDI015 | Ivoclar Vivadent  
**Programat EP 5010/G2**  
200-240V/50-60Hz

A premium combination furnace, may be used as both a press and ceramic furnace. Featuring an integrated thermal imaging camera. The Infrared Technology measures the exact temperature at the surface of the fired object or the investment ring. The preheating furnace and the press furnace can be optimally coordinated with each other. The integrated infrared technology provides a wealth of new possibilities which increase the furnace's user-friendliness, process reliability and efficiency.





### FREE Digital Discovery, Consultation for Dentists with Ivoclar Digital and DD

Whether you are new to digital dentistry and looking for a solution to get started, or a fully-digital dentist thinking about your next step, Ivoclar Digital and our digital partners look to equip you for success by letting you do more.

Ivoclar Digital has teamed up with DD Group to offer a day designated to explore a system of solutions, this consultation is available for customers who may have already invested in digital technology and equally dentists who are planning to introduce digital to their practice.

We understand that, above all, customers value support, help and advice when making the decision to invest. From discussion with our customers, we understand this means so much more than just the supply of new technology.

Investment into digital for the dental practice requires the dentist to know exactly what they require from a digital Eco-system. To assist with the decision-making process we invite you to a consultation at Ivoclar Vivadent's digitally equipped training facility at the ICDE in Leicester. Upon arrival, you will be greeted by one of our hosts from the DD Groups digital team who will guide you through the leading technologies, demonstrated together in an open and integrated digital environment.

**DD Ivoclar digital discovery days are every last Friday of the month.**

**Please email:**  
[digitalsales@ddgroup.com](mailto:digitalsales@ddgroup.com) for more information

## Ivoclar Days Digital Discovery

Email [digitalsales@ddgroup.com](mailto:digitalsales@ddgroup.com) for more information about Ivoclar Days.

Call us on **0800 028 1697** | Monday to Friday: **8.30am - 5.30pm**



## How Can Digital Dentistry Help Your Practice?

Visit [ddgroup.com](http://ddgroup.com) for our range of Digital Dentistry.

Call us on **0800 028 1697** | Monday to Friday: **8.30am - 5.30pm**



Digital dentistry workflow means shorter production time and more flexibility for dental teams. Digital design also enhances the patient experience, reducing the number of appointments required and often with the option for same-day appliances.

### What is the return of investment (ROI) for moving to digital dentistry?

Digitalisation may initially seem like a huge upheaval – financially and in terms of changing mindsets – but the long-term return on investment (ROI) is well documented. In a nutshell, digitalisation can bring in more business, add new services, reduce costs and limit appointment times, creating business growth. Digitalisation can help practices track and measure this growth and therefore optimise ROI further – making it a powerful resource for any dental business. the right 'digital direction'.

### What benefits do the patients get from moving to digital dentistry?

Digital dentistry has not only transformed the way teams deliver dental care, catapulting practices into new and exciting treatments and workflows, but it has also enhanced the patient experience. The adoption of digital technologies is accelerating and, for the more cautious within the profession, this can seem overwhelming. But the innovators and early adopters have now paved the way for other teams to join them in the digital revolution, capable of maximising the patient experience in almost every area of the provision of dentistry.

Patients are better supported and more engaged in their treatment journeys and can enjoy more comfortable procedures that are safe, faster and more predictable with great results thanks to digitalisation.

*The future of dentistry is digital.*





## **Digital Collection Brochure**

Please contact [digitalsales@ddgroup.com](mailto:digitalsales@ddgroup.com)  
for all orders and enquiries